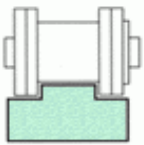


## PLASTOVÁ VEDENÍ ŘETĚZŮ

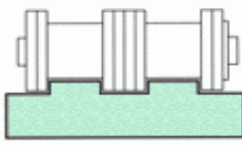
pro válečkové řetězy

PROFIL: T, T2, T3, CT, CT2, U, K, CK, E, C

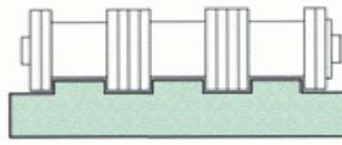
T-profil



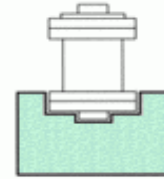
T2-profil



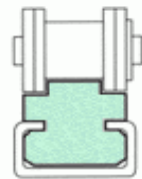
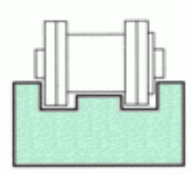
T3-profil



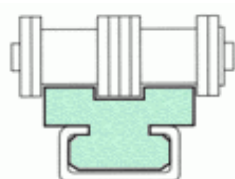
U-profil



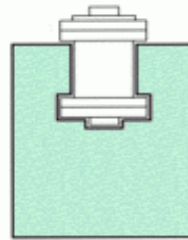
E-profil



CT-profil



CT2-profil



K-profil

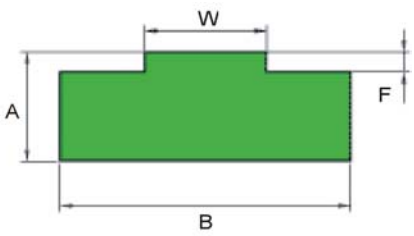


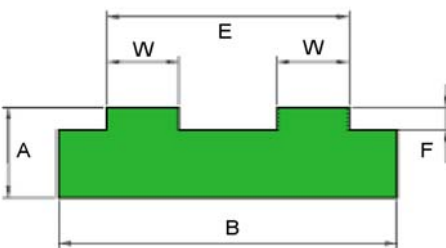
CK-profil

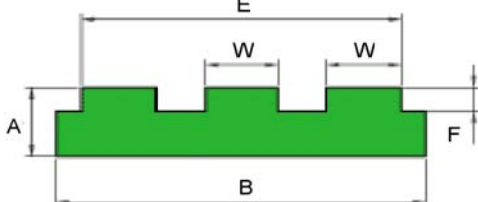


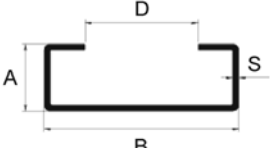
C-profil

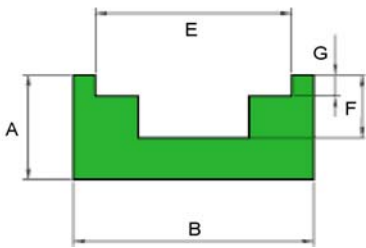
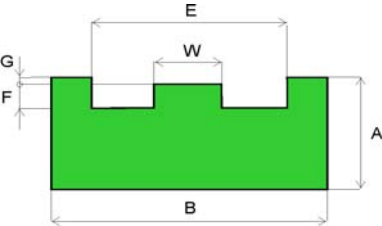
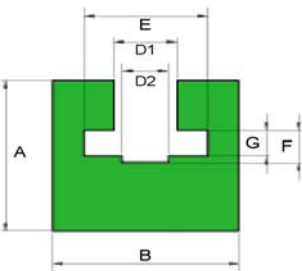
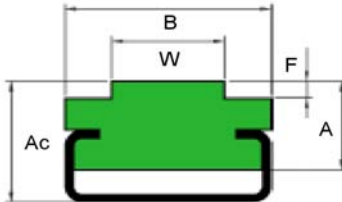
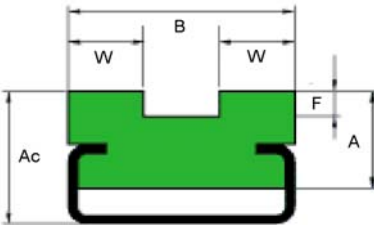
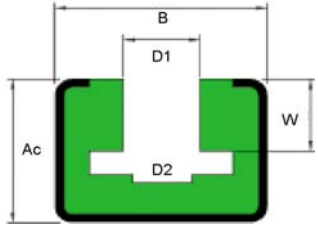
materiál: PE-UHMW, běžná délka 2m, tepelná odolnost: -200°/+60°(max.80°)

| T-profil                                                                           | řetěz      | ISO   | AxB   | F   | W    | kg/m |
|------------------------------------------------------------------------------------|------------|-------|-------|-----|------|------|
|  | 3/8"x7/32" | 06B-1 | 10x15 | 1,5 | 5,4  | 0,14 |
|                                                                                    | 1/2"x5/16" | 08B-1 | 10x20 | 2,2 | 7,4  | 0,18 |
|                                                                                    |            |       | 15x20 | 2,2 | 7,4  | 0,26 |
|                                                                                    |            |       | 20x20 | 2,2 | 7,4  | 0,34 |
|                                                                                    | 5/8"x3/8"  | 10B-1 | 15x20 | 2,6 | 9,2  | 0,25 |
|                                                                                    |            |       | 20x20 | 2,6 | 9,2  | 0,33 |
|                                                                                    | 3/4"x7/16" | 12B-1 | 15x25 | 2,4 | 11,3 | 0,32 |
|                                                                                    |            |       | 20x25 | 2,4 | 11,3 | 0,43 |
|                                                                                    | 1"17,02mm  | 16B-1 | 15x40 | 3,5 | 16,5 | 0,45 |
|                                                                                    |            |       | 20x40 | 3,5 | 16,5 | 0,68 |

| T2-profil                                                                           | řetěz      | ISO   | AxB   | F   | E     | W    | kg/m |
|-------------------------------------------------------------------------------------|------------|-------|-------|-----|-------|------|------|
|  | 3/8"x7/32" | 06B-2 | 10x25 | 1,5 | 15,74 | 5,4  | 0,22 |
|                                                                                     | 1/2"x5/16" | 08B-2 | 10x35 | 2,2 | 21,42 | 7,4  | 0,30 |
|                                                                                     |            |       | 15x35 |     |       | 0,46 |      |
|                                                                                     |            |       | 20x35 |     |       | 0,63 |      |
|                                                                                     | 5/8"x3/8"  | 10B-2 | 10x40 | 2,6 | 25,79 | 9,2  | 0,32 |
|                                                                                     |            |       | 15x40 |     |       | 0,54 |      |
|                                                                                     | 3/4"x7/16" | 12B-2 | 15x45 | 2,4 | 30,76 | 11,3 | 0,62 |
|                                                                                     |            |       | 20x45 |     |       | 0,85 |      |
|                                                                                     | 1"17,02mm  | 16B-2 | 15x65 | 3,5 | 48,38 | 16,5 | 0,86 |
|                                                                                     |            |       | 20x65 |     |       | 1,19 |      |

| T3-profil                                                                          | řetěz      | ISO   | AxB   | F   | E     | W    | kg/m |
|------------------------------------------------------------------------------------|------------|-------|-------|-----|-------|------|------|
|  | 3/8"x7/32" | 06B-3 | 10x35 | 1,5 | 25,88 | 5,4  | 0,77 |
|                                                                                    | 1/2"x5/16" | 08B-3 | 10x45 | 2,2 | 35,24 | 7,4  | 0,82 |
|                                                                                    |            |       | 15x45 |     |       | 1,05 |      |
|                                                                                    |            |       | 20x45 |     |       | 1,27 |      |
|                                                                                    | 5/8"x3/8"  | 10B-3 | 10x55 | 2,6 | 42,38 | 9,2  | 0,85 |
|                                                                                    |            |       | 15x55 |     |       | 1,13 |      |
|                                                                                    | 3/4"x7/16" | 12B-3 | 15x60 | 2,4 | 50,22 | 11,3 | 0,86 |
|                                                                                    |            |       | 20x60 |     |       | 1,16 |      |

| kovový C-profil                                                                     | označení | AxB   | D  | S   | běžná délka v m | kg/m |
|-------------------------------------------------------------------------------------|----------|-------|----|-----|-----------------|------|
|  | C3       | 10x20 | 10 | 1,5 | 2               | 0,48 |
|                                                                                     | C5       | 12x28 | 14 | 2   | 2               | 0,85 |
|                                                                                     | C9       | 18x38 | 22 | 2,5 | 2               | 1,50 |
|                                                                                     | C10      | 24x30 | 20 | 1,5 | 2               | 0,95 |

| U-profil                                                                            | řetěz      | ISO   | AxB     | E    | D    | F    | G    | kg/m |      |
|-------------------------------------------------------------------------------------|------------|-------|---------|------|------|------|------|------|------|
|    | 3/8"x7/32" | 06B-1 | 15x20   | 9,2  | 4    | 4,2  | 2,8  | 0,26 |      |
|                                                                                     | 1/2"x5/16" | 08B-1 | 15x25   | 12,7 | 5    | 4,8  | 3,5  | 0,31 |      |
|                                                                                     | 5/8"x3/8"  | 10B-1 | 15x25   | 15,2 | 6    | 5,1  | 3,6  | 0,30 |      |
|                                                                                     | 3/4"x7/16" | 12B-1 | 20x25   | 16,7 | 7    | 5,7  | 3,9  | 0,40 |      |
| E-profil                                                                            | řetěz      | ISO   | AxB     | E    | W    | F    | G    | kg/m |      |
|    | 3/8"x7/32" | 06B-1 | 10x20   | 15   | 5,4  | 1,5  | 1,1  | 0,19 |      |
|                                                                                     | 1/2"x5/16" | 08B-1 | 15x25   | 16,3 | 7,4  | 2,2  | 1,6  | 0,35 |      |
|                                                                                     | 5/8"x3/8"  | 10B-1 | 15x28   | 19,2 | 9,2  | 2,6  | 2,1  | 0,39 |      |
|                                                                                     | 3/4"x7/16" | 12B-1 | 20x38   | 28   | 11,3 | 2,4  | 2,8  | 0,56 |      |
|                                                                                     | 1"17,02mm  | 16B-1 | 25x51   | 41   | 16,5 | 3,5  | 3,3  | 0,83 |      |
| K-profil                                                                            | řetěz      | ISO   | AxB     | E    | D1   | D2   | F    | G    | kg/m |
|   | 3/8"x7/32" | 06B-1 | 25x20   | 9,3  | 6,8  | 4    | 4,4  | 3,1  | 0,43 |
|                                                                                     | 1/2"x5/16" | 08B-1 | 30x24   | 12,8 | 9,0  | 5    | 5,3  | 4,1  | 0,55 |
|                                                                                     | 5/8"x3/8"  | 10B-1 | 35x30   | 15,4 | 10,7 | 6    | 5,5  | 4,2  | 0,83 |
|                                                                                     | 3/4"x7/16" | 12B-1 | 35x40   | 16,9 | 12,7 | 7    | 6,2  | 4,6  | 1,10 |
|                                                                                     | 1"17,02mm  | 16B-1 | 45x40   | 24,4 | 16,5 | 9    | 10,2 | 9,1  | 1,22 |
| CT-profil                                                                           | řetěz      | ISO   | AxB     | C    | Ac   | W    | F    | kg/m |      |
|  | 1/2"x5/16" | 08B-1 | 15x20   | C3   | 17   | 7,4  | 2,2  | 0,82 |      |
|                                                                                     | 5/8"x3/8"  | 10B-1 | 15x20   | C3   | 17   | 9,2  | 2,6  | 0,83 |      |
|                                                                                     | 3/4"x7/16" | 12B-1 | 15x20   | C3   | 17   | 11,3 | 2,4  | 0,84 |      |
|                                                                                     | 1"17,02mm  | 16B-1 | 15x28   | C3   | 18   | 16,5 | 3,5  | 1,24 |      |
| CT2-profil                                                                          | řetěz      | ISO   | AxB     | C    | Ac   | W    | F    | kg/m |      |
|  | 3/8"x7/32" | 06B-2 | 15x15,7 | C3   | 17   | 5,4  | 1,5  | 0,74 |      |
|                                                                                     | 1/2"x5/16" | 08B-2 | 15x21,4 | C3   | 17   | 7,4  | 2,2  | 0,84 |      |
|                                                                                     | 5/8"x3/8"  | 10B-2 | 15x25,9 | C5   | 19   | 9,2  | 2,6  | 0,85 |      |
|                                                                                     | 3/4"x7/16" | 12B-2 | 15x30,7 | C5   | 19   | 11,3 | 2,4  | 1,25 |      |
|                                                                                     | 1"17,02mm  | 16B-2 | 20x48,3 | C9   | 27   | 16,5 | 3,5  | 2,15 |      |
| CK-profil                                                                           | řetěz      | ISO   | AcxB    | C    | W    | D1   | D2   | kg/m |      |
|  | 1/2"x5/16" | 08B-1 | 24x30   | C10  | 7,4  | 8,7  | 5    | 1,30 |      |
|                                                                                     | 5/8"x3/8"  | 10B-1 | 24x30   | C10  | 9,3  | 10,7 | 6    | 1,29 |      |
|                                                                                     | 3/4"x7/16" | 12B-1 | 24x30   | C10  | 11,3 | 12,3 | 7    | 1,28 |      |